


# 16-Port Gigabit Ethernet Switch



## Product Highlights

- 16\* 1G RJ45 ports
- Complies with IEEE802.3, IEEE802.3u, and IEEE802.3ab standards
- RJ45 port supports 10M/100M/1G adaptation
- Supports automatic port flipping (Auto MDI/MDIX)
- The panel indicator LED will monitor the working status and assist in fault analysis
- Supports VLAN, Default, and Extend modes
- Flow control method, IEEE802.3x standard for full duplex and Backpressure standard for half duplex
- 1-8 ports support QOS data priority
- Support loop alarm

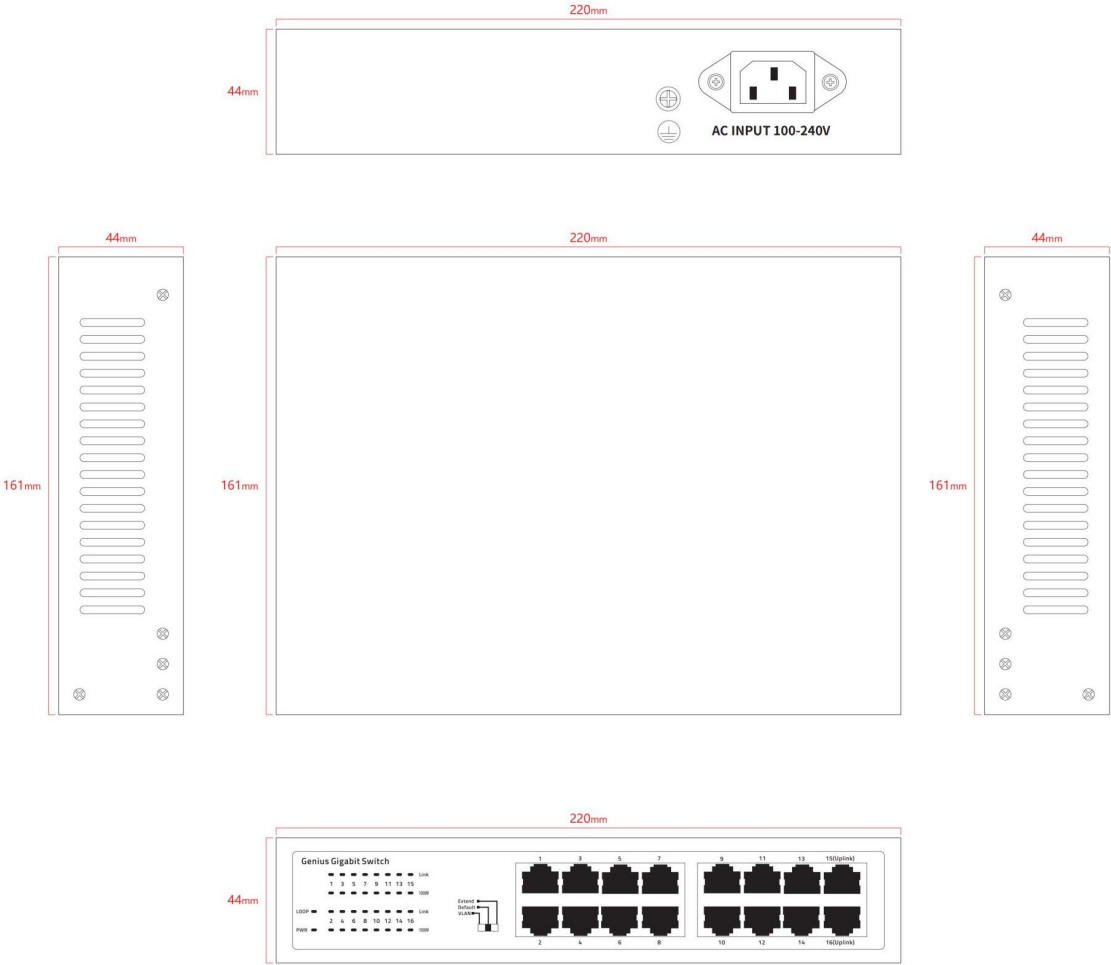
## Hardware Features

Description	Specification
Model	EW-16G-12W-IP
Interface	16 *1G RJ45 ports
Port Standard	IEEE802.3 (Ethernet) IEEE802.3u (Fast Ethernet) IEEE802.3ab (Gigabit Ethernet) IEEE802.3x (Flow Control)
Bandwidth	32Gbps
Packet Forwarding Rate	23.8Mpps
Packet Buffer	4.1Mbit
MAC Address Table	8K
Transmission Method	Store and Forward
Power Supply	AC 100-240V , 50/60Hz DC 12V 1A
Mainboard Power Consumption	6.78W
Structure Information	Product Dimensions :220*161*44.5mm Packaging Dimensions :315*215*85mm Product Net Weight:0.90KG Product Gross Weight: 1.24KG
Packing Information	Carton Dimensions :445*445*335mm Packing Quantity: 10PCS Packing Weight: 13.4KG
Package Contents	Switch 1pcs, power cord 1pcs, manual 1pcs,certificate of qualification 1pcs
Fan Quantity	0

## Hardware Features

Description	Specification
Installation	Desktop
Surge Protection	Port Surge: Common mode 4KV, differential mode 2KV Electrostatic ESD: Air 8KV, Contact 6KV
Operating Temperature	0~40°C
Storage Temperature	-40 °C to 70 °C
Operation Humidity	10%~90%,non condensing
Storage Humidity	5%~95%,non condensing
PWR LED	Green LED On: Powered on Green LED Off: Powered off
Loop LED	Red LED On:Closed loop Red LED Off: Not looped
Link LED	Green LED On:Link normal Green LED Off: Link blocked Flashing: Data transmitting
1000M LED	Green LED On:1G Link normal Green LED Off:10/100M Link normal Flashing: Data transmitting
VLAN/Default/Extend Modes Buttons	VLAN (port isolation): 1-14 ports are isolated from each other and all communicate with 15-16 ports; Default (default mode): All ports communicate with each other; Extend (monitoring mode): 1-14 ports support 100Mbps speed reduction negotiation, support 250 meters in 10Mbps mode, and 15/16 ports serve as aggregation;


# Product Structure Diagram



# Mounting ear diagram (Optional, support customization, default no mounting ear)

Unit of size: mm

## Wall mounted ears



## Rack mounting ears

